

**THE AUTHENTIC T-SHIRT COMPANY®  
Polypropylene Mini Tote - B1012**

**Product Features:**

- 100 gram, 100% non woven polypropylene
- Reinforced self-fabric handles
- Square bottom allows tote to sit upright
- Double-stitched seams and tonal binding around edges for durability
- Weight capacity: 5kg

**Comparable styles:**








- B1010 – Polypropylene Tote
- B1011 – Polypropylene Grocery Tote

**Fabric Features / Details:**



**Available Colours and PMS Colours**

*Textile fabric colours are subject to dye lot variation and will not be exact match to print pantone reference*

Black  Black 6C	Hunter  3435C	Lime  368C	Peanut  A little lighter than 4645C
Raspberry  214C	Red  1795C	Royal  7685C	



June 2013

**Due to the nature of polypropylene fabric, special care must be taken throughout the decoration process**

# TIPS FOR EFFECTIVELY DECORATING POLYPROPYLENE FABRICS

---

Due to the nature of polypropylene fabrics, special care must be taken throughout the decoration process. Here are some tips to effectively decorate polypropylene products. Screen Printing or Heat Transfer are recommended/preferred decoration options



## *Screen Printing Tips*

- Bag/garment temperature must not exceed 270-290°F. Exceeding this temperature will cause the fabric to shrink, become wavy or melt.
- Although possible to do more, only one color screen print is recommended.
- Dryer temperature and belt speeds must be changed accordingly. If flashing these products, do not exceed 1-2 seconds. Anything longer may damage the fabric as stated above.
- This fabric requires the use of specialty lower curing fast fusion poly inks. Please consult your ink supplier for more information.
- Polypropylene requires a longer cooling time than cotton. Failure to cool the fabric prior to stacking into a printer's fold may cause the fabric and applied ink to stick together.



## *Heat Transfer Tips*

- For multiple colors, specialty heat transfer application is most common. This specialty transfer will cure at 250°F for 5-7 seconds. Please consult with your heat transfer supplier. If you heat press these fabrics, you must adjust the time, temperature and pressure. Failure to do so may damage the fabric as stated above.
- A test sample run is recommended, especially if you have a large order or if your printer does not specialize in printing on polypropylene fabrics.